



### TECHNICAL DATA KIT

|                       |               |
|-----------------------|---------------|
| MAX FLOW [M3/H]       | 40            |
| MAX FLOW (LPM)        | 666           |
| MAX HEAD              | 91            |
| WORKING AIR TEMP      | 0°C – 40°C    |
| LIQUID TEMPERATURE    | -15°C – 120°C |
| MAXIMUM PUMP PRESSURE | 33 Bar        |

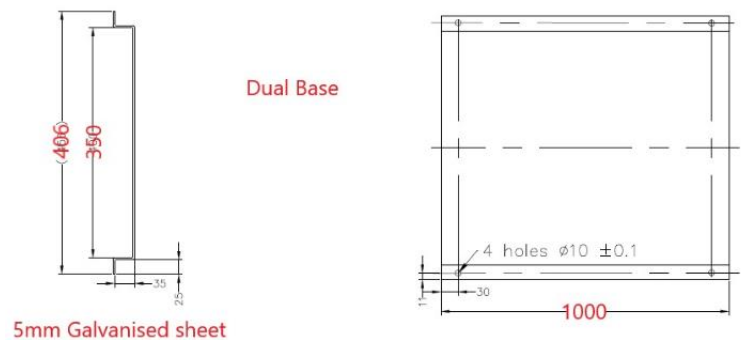
### PER PUMP SPECIFICATIONS

|                       |                            |
|-----------------------|----------------------------|
| RATED VOLTAGE CURRENT | Three Phase 415V +10% - 6% |
| RATED CURRENT         | 13.86 AMPS                 |
| POWER (KW)            | 7.5 kW 2 Pole              |
| CAPACITOR             | N/A                        |
| MOTOR IP RATING       | IP55                       |
| MOTOR INSULATION      | Class F                    |
| MOTOR EFFECIENCY STD  | IE3                        |
| MOTOR EFFECIENCY      | 90.1%                      |
| COS $\phi$            | 0.88                       |
| MECHANICAL SEAL       | AS-L-12                    |
| OUTLET DIN FLANGE     | DN50                       |

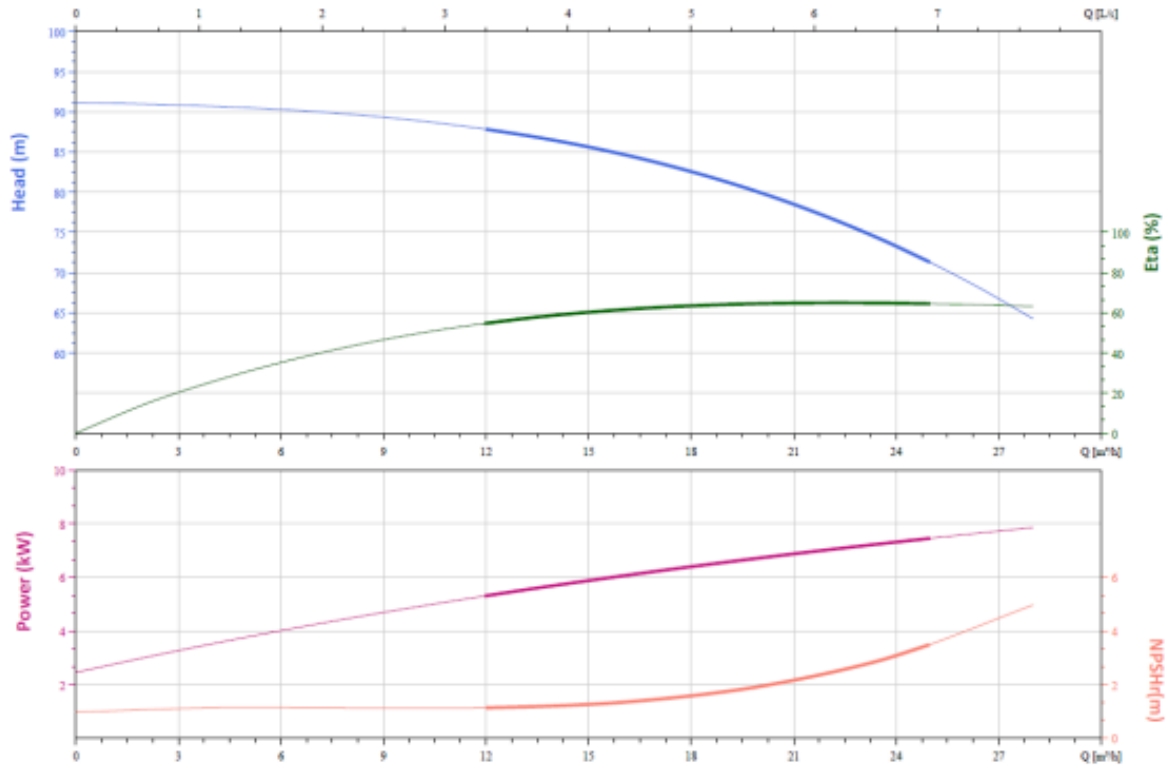
### INCLUDES

- VMS Pump
- NXT Drive (Variable Frequency Drive)
- Counter Flange (In DN25 to DN65)
- Fiber Gasket to suit counter flanges
- Watermarked Spring Check Valve
- Manifold (304 Stainless Steel)
- Pressure Transducer
- 30 Bar Liquid Filled Pressure Gauge
- Galvanised Single/Double/Triple
- Ball Valve (304 Stainless Steel)
- Pressure Tank Included in Scope of Supply
- Braided Hose 20 Bar 1.5m 1" BSPF (10/6 only)

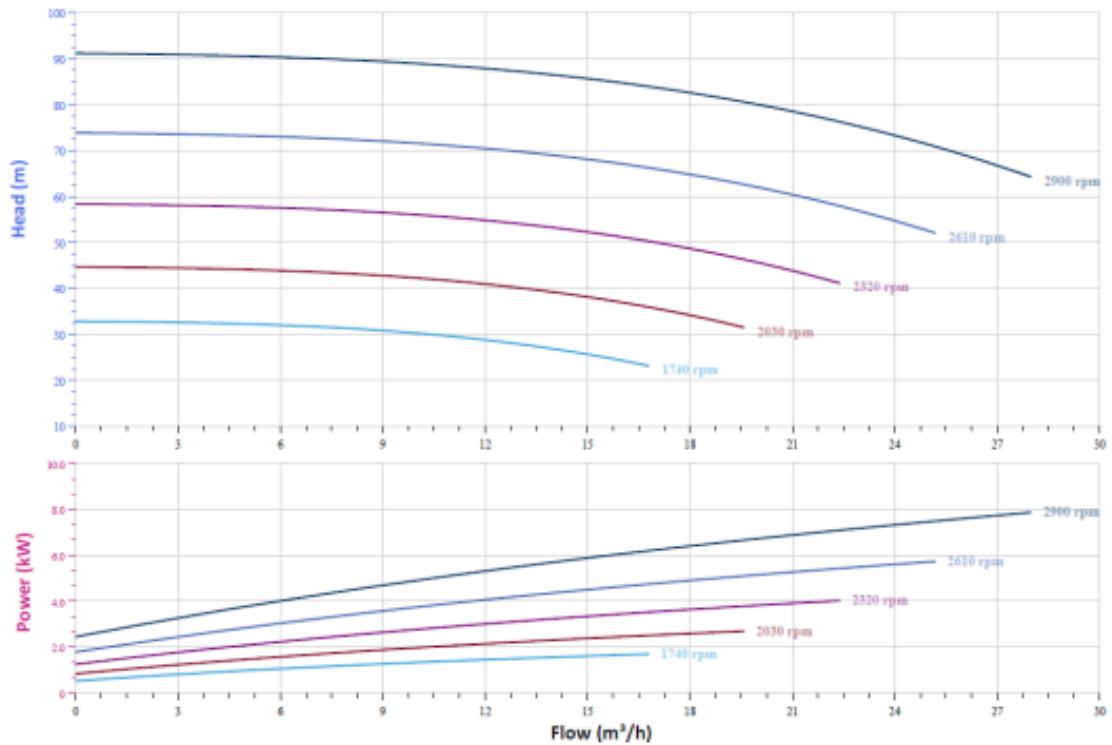
### DIMENSIONS



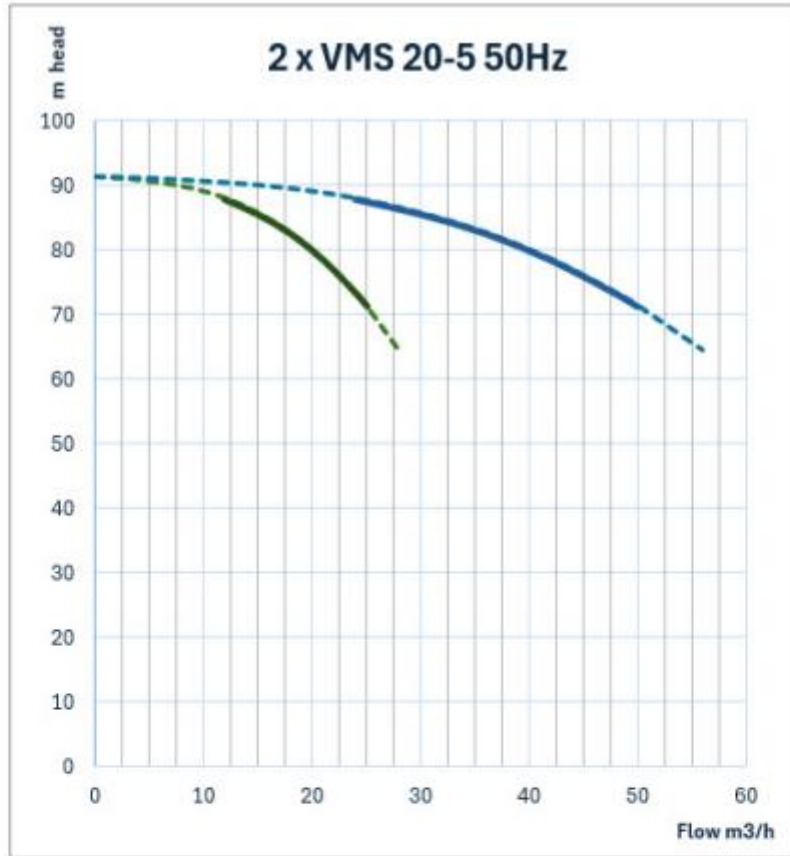
**CURVE**



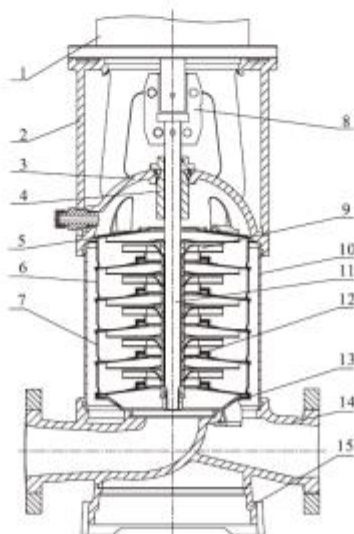
**VFD CURVE**



**DUAL PUMP CURVE**



**CUTAWAY AND MATERIALS**



|    |                      |                                     |
|----|----------------------|-------------------------------------|
| 1  | Motor                | /                                   |
| 2  | Bracket              | Ductile Cast Iron                   |
| 3  | Seal Base            | Stainless / Ductile Cast Iron       |
| 4  | Mechanical Seal      | AS-L-16                             |
| 5  | Top Diffuser         | Stainless Steel                     |
| 6  | Diffuser             | Stainless Steel                     |
| 7  | Support Diffuser     | Stainless Steel                     |
| 8  | Coupling             | Stainless Steel                     |
| 9  | Impeller             | Stainless Steel                     |
| 10 | Cylinder             | Stainless Steel                     |
| 11 | Shaft                | Stainless Steel                     |
| 12 | Intermediate Bearing | SIC / W C                           |
| 13 | Inducer              | Stainless Steel                     |
| 14 | Inlet/Outlet Chamber | Stainless Steel / Ductile Cast Iron |
| 15 | Base                 | Ductile Cast Iron                   |